

MULTIMEDIA DATA/VIDEO PROJECTORS

Changes for the Better

Our New Standard... Their New Benchmark...
Engineered for Richer Colors and Long-Life Performance.



NEW

Mobile SVGA

SD510U

Functional Performance at its best

- ▶ Outstanding brightness-2600 ANSI Lumens
- ▶ 2000:1 rich contrast ratio
- ▶ Super low noise operation-29 dBA (low mode)
- ▶ Center lens design for easy symmetrical installation
- ▶ Splash screen and wall screen support
- ▶ Separate audio and video inputs for computers and video sources

Lower Cost of Ownership for a Better Investment

- ▶ Long-life lamp-4000 hours (low mode)
- ▶ Top-access lamp cover for easy lamp replacement
- ▶ Filter-free design
- ▶ Enhanced security features with an anti-theft security bar and password protection
- ▶ Time-saving instant shut down feature

BrilliantColor™ Technology and Mitsubishi's Engineering Yields Superior Color Performance

BrilliantColor™ Technology is Texas Instruments' latest innovation for richer color and better imaging for vibrant displays. At Mitsubishi, we developed a 6-segment color wheel that includes RGBWYC. Apart from the typical red, green, blue and white, we added yellow and cyan segments to display a wider color spectrum. In addition, we coded our color algorithms to emphasize brightness or color modes, designed to match the environment where the SD510U is used.

Together with selective lamp powered modulation techniques, the SD510U with BrilliantColor™ Technology acts intelligently to boost colors to improve the intensity and vibrant of an entire display. For instance, when projecting an already-bright screen image, the lamp is programmed to provide brighter, more vivid colors. In contrast, if the image shows genuine color reproduction, the algorithms delivers just the right colors with the appropriate radiance for maximum visual impact.

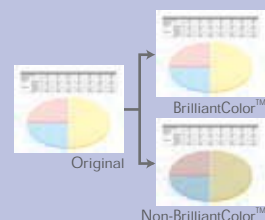
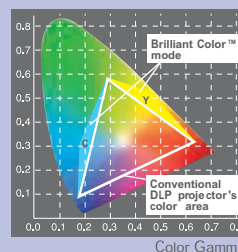
* BrilliantColor is a trademark of Texas Instruments.



Top Access Lamp Cover



Splash screen




NEW



Mobile XGA SD510U



Input and Output Terminals



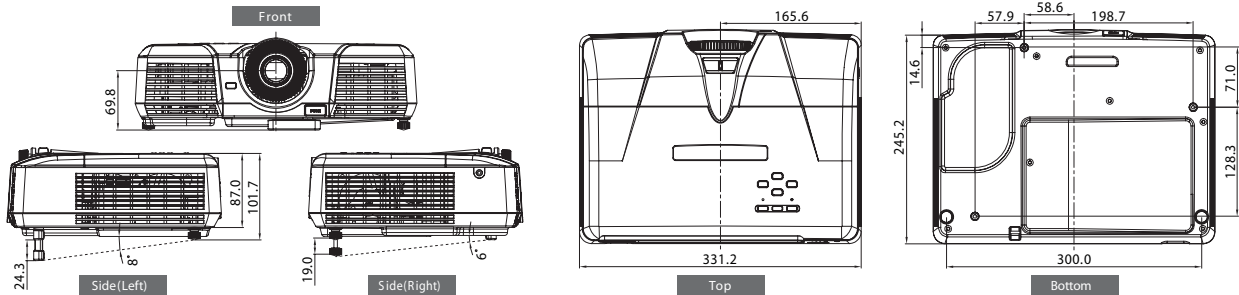
- 1 PC / Component Video output
- 2 PC / Component Video input (mini D-sub 15pin)
- 3 S-Video / RCA
- 4 Audio input [RCA jack (L/R)]
- 5 Audio input (stereo mini jack)
- 6 Audio output
- 7 Serial RS-232C
- 8 USB terminal for Page Up/Down

Specification

Model	SD510U
Display technology	0.55"1-Chip DMD, 12 degree LVDS, DDP 2230
Resolution	800 x 600 (total 480,000 pixels)
Brightness	2600lm
Contrast	2000:1 (on/off)
Picture Size	40~300" Diagonal Screen
Throw Ratio	1.6 ~ 1.96
Source lamp	180W (Shut off time 4000 hours) with Low Mode 230W (Shut off time 2000 hours) with Low Mode
Computer compatibility	640 x 480 ~ 1280 x 1024 (Compressed) True: 800 x 600, Sync on green available
Video compatibility	NTSC / NTSC 4.43 / PAL (including PAL-M, N) / SECAM/PAL-60, Component Video : 480i/p (525i/p), 576i/p (625i/p), 720p (750p), 1080i (1125i 60Hz), 1080i (1125i 50Hz)
Input terminals	RGB : mini D-sub15pin x 2, Video : RCA x 1 + S-video x 1 Audio : stereo mini jack (3.5mm) x 1
Output terminals	RGB : mini D-sub15pin x 1, Audio : stereo mini jack (3.5mm) x 1
Communication terminals	RS -232C (D-sub 9pin) x 1, USB terminal for Page Up/Down x 1
Audio speaker	2W mono
Fan noise	29dBA (Low Mode)
Dimensions(WxHxD)	332 x 102 x 250 mm / 13.1 x 4.0 x 9.8 inch (excluding height adjustment)
Weight	2.9kg / 6.5lbs
Power supply	AC 100-240V, 50/60Hz
Optional lamp	VLT-XD510LP

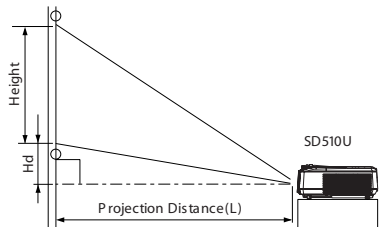
*All brand names and product names are trademarks, registered trademarks or trade names of their respective holders.

Dimensions



Screen size and projection distance

As seen from the side




Screen size chart (SD510U)

Screen (4:3 aspect ratio)			Distance from screen (L)				Height projected image (Hd)				
Diagonal size	Width (W)	Height (H)	Shortest		Longest		inch	cm			
inch	cm	inch	inch	cm	inch	m	inch	cm			
40	102	32	81	24	61	51	1.3	62	1.6	1.8	5
60	152	48	122	36	91	77	2.0	94	2.4	2.7	7
80	203	64	163	48	122	103	2.6	125	3.2	3.6	9
100	254	80	203	60	152	129	3.3	157	4.0	4.5	11
150	381	120	305	90	229	195	4.9	236	6.0	6.8	17
200	508	160	406	120	305	260	6.6	315	8.0	9.0	23
250	635	200	508	150	381	326	8.3	394	10.0	11.3	29
300	762	240	610	180	457	391	9.9	-	-	13.5	34

The above numbers are approximate, and may be slightly different from the actual measurements.

MITSUBISHI DIGITAL ELECTRONICS
AMERICA, INC.

Presentation Products Division
Phone: 888.307.0349
Email: ppdinfo@mdea.com
www.mitsubishi-presentations.com



MITSUBISHI ELECTRIC SALES
CANADA INC.

Information Technologies Group
Phone: 905.475.7728
www.mitsubishielectric.ca