



Large, Wide Screen Regardless of Projector Location Short-throw lens for big-screen projection in tight spaces

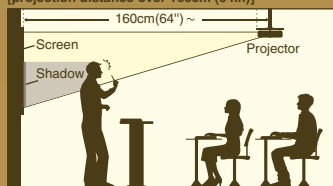
Functional Performance at Its Best

► Impressive Short-throw Projection

The issue of presenting in locations with limited projection space is eliminated with the new WD500U-ST. This full WXGA projector is equipped with an ultra-powerful short-throw lens capable of projecting an amazing 60-inch diagonal image at a distance of just 28in (70cm) from the screen. No more need to worry about presenters casting their shadows on the screen!


Projected Image Comparison (60in screen)

Previous Mitsubishi Electric Model
[projection distance over 160cm (64in)]



Long projection distances sometimes require the presenter to stand between the projector and screen, casting a shadow onto the image, and light from the projector may enter the presenter's field of vision, blinding them momentarily when facing the audience.

WD500U-ST



By installing the projector close to the screen, the presenter never has to cross the projection path, eliminating the problem of shadows on the screen. Furthermore, projected light does not enter the presenter's field of vision.

- 2100lm ► 2500:1 contrast ratio
- Optional whiteboard and blackboard modes
- Center lens design for easy symmetrical installation
- Splash screen and wall screen support
- Audio and video inputs for computer and video sources
- Closed caption for the hearing impaired
- Time saving shut-down feature



Splash screen

Easy Maintenance & Improved Security Features

- Top-access lamp cover for easy lamp replacement
- Filter-free design
- Enhanced security features with reinforced anti-theft security hook and password protection



Top-access lamp cover

NEW



Ultra-short Throw Projector

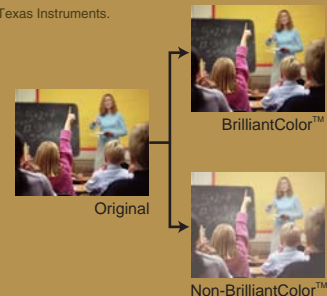
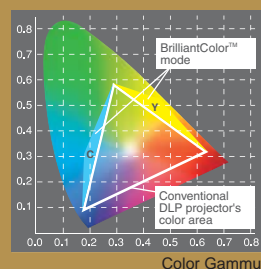
WD500U-ST



BrilliantColor™ Technology and Mitsubishi Electric Engineering Yield Superior Color Performance

BrilliantColor™ technology is one of Texas Instruments' latest innovations for the production of amazingly rich and vibrant colors. At Mitsubishi Electric, we have developed a 6-segment R, G, B, W, Y, C color wheel. Apart from the standard red, green, blue and white, yellow and cyan segments are added to display a wider color spectrum. Additionally, our color algorithms are coded to emphasize brightness and color gradations that best match the environment the WD500U-ST is being used in. Together with selective lamp-powered modulation techniques, the WD500U-ST intelligently processes the source data to boost color and improve the intensity and vibrancy of the overall image. For example, when projecting an already bright screen image, the lamp is programmed to provide brighter, more vivid colors. In contrast, if the image shows genuine color reproduction, the algorithm delivers just the right colors with the appropriate luminance for maximum visual impact.

*BrilliantColor™ is a trademark of Texas Instruments.



Non-BrilliantColor™




Ultra-short Throw Projector

WD500U-ST

- Picture performance
- Presentation
- User friendly

- Brilliant Color™
- Color enhancer
- Gamma mode
- Wall screen
- Cinema mode
- Freeze function
- Digital expanded zoom
- Splash screen
- Page up/down
- Digital keystone
- Password protection
- Lamp mode
- Automatic power on
- Automatic power off
- Instant shutdown
- Center lens
- Ceiling mounted
- Ultra-short throw lens
- Closed caption

Input and Output Terminals



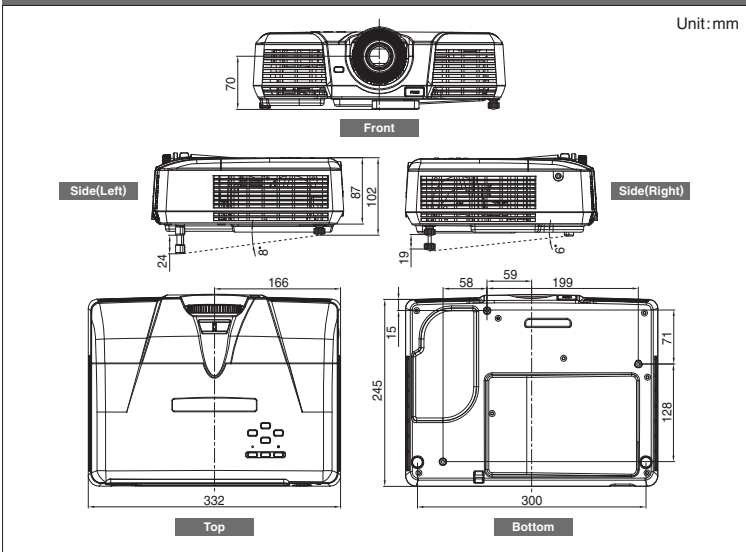
- 1 Serial RS-232C
- 2 PC / Component Video input (mini D-sub 15pin)
- 3 PC / Component Video output
- 4 DVI-D (with HDCP)
- 5 S-Video / RCA
- 6 Audio input [RCA jack (L/R)]
- 7 Audio input (stereo mini jack)
- 8 Audio output
- 9 USB terminal for Page Up/Down

Specifications

Model	WD500U-ST
Display technology	0.65"1-Chip DMD, 12deg. DDP2230
Resolution	1280 x 800 (total 1,024,000 pixels)
Brightness	2100lm
Contrast ratio	2500:1
Projection lens	f=7.7 mm, F=2.8
Offset axis	14.3:-1
Throw ratio	0.55 for 100" diagonal, 0.52 for 71" diagonal
Picture Size	40"~ 300"
Source lamp	180W (Shut Off Time 4000Hrs) with Low Mode, 230W (Shut Off Time 2000Hrs) with Standard Mode
Computer compatibility	640 x 480 ~ 1280 x 1024, True: 1280 x 800, Compressed: 1280 x 1024, include WXGA, Sync on green available
Video compatibility	NTSC / NTSC4.43 / PAL (including PAL-M, N) / SECAM / PAL-60 Component Video: 480i/p (525i/p), 576i/p (625i/p), 720p (750p), 1080i (1125i 60Hz), 1080i (1125i 50Hz)
Input terminals	RGB: mini D-sub15pin x 2, DVI-D (with HDCP), Video: RCA x 1 + S-video x 1 Audio: stereo mini jack (φ3.5mm) x 1, RCA jack (L/R) x 1
Output terminals	RGB: mini D-sub15pin x 1, Audio: stereo mini jack (φ3.5mm) x 1
Communication terminals	RS-232C (D-sub 9pin) x 1, USB terminal for Page Up/Down x 1
Audio speaker	2W mono
Dimensions (WxHxD)	332 x 102 x 250 mm / 13.1 x 4.0 x 9.8 inch (excluding height adjustment)
Weight	3.4kg / 7.5lbs
Power supply	AC100-240V, 50/60Hz
Optional lamp	VLT-XD510LP
Warranty	3-Years Parts/Labor, 3-Years Express Replacement Assistance, 1-Year or 500 hours lamp warranty (whichever comes first)
Accessories	Adjustable Wall Mount (PROJ-WM), Ceiling Mount (PROJ-UCM-PRO2 - Universal Ceiling Mount), Hard Shell Rolling Case (DKT1-ATAC), Soft Carrying Case (XL1-SSCC), Soft Rolling Case (DKT1-SRCC)

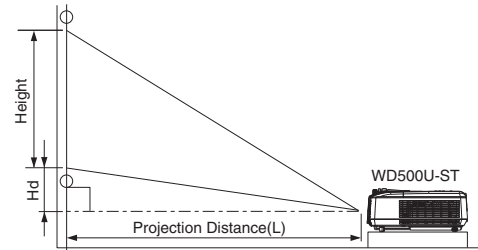
*All brand names and product names are trademarks, registered trademarks or trade names of their respective holders.

Dimensions



Screen size and Projection distance

As seen from the side



Screen size chart

Screen (16:10 aspect ratio)					Distance from screen (L)	Height projected image (Hd)			
Diagonal size		Width (W)		Height (H)					
inch	cm	inch	cm	inch	cm	inch	m	inch	cm
40	102	34	86	21	54	18	0.5	1.6	4
60	152	51	129	32	81	28	0.7	2.4	6
80	203	68	172	42	108	37	0.9	3.2	8
100	254	85	215	53	135	47	1.2	4.0	10
150	381	127	323	79	202	70	1.8	6.0	15
200	508	170	431	106	269	94	2.4	8.0	20
250	635	212	538	132	337	118	3.0	10.0	25
300	762	254	646	159	404	142	3.6	12.0	30

The above numbers are approximate, and may be slightly different from the actual measurements.

MITSUBISHI DIGITAL ELECTRONICS AMERICA, INC.

Presentation Products Division

Phone: 888.307.0349

www.mitsubishi-presentations.com



MITSUBISHI ELECTRIC

PRESENTATION PRODUCTS

MITSUBISHI ELECTRIC SALES CANADA, INC.

Display & Imaging Solutions Division

Phone: 905.475.7728

www.mitsubishieletric.ca