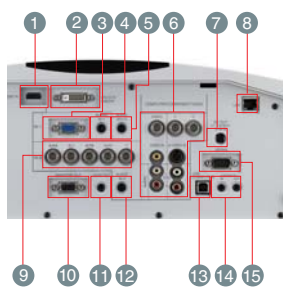


# WD3300U/XD3200U

## WXGA / XGA PROJECTOR

- Brilliant Color™
  - Color Enhancer
  - sRGB
  - 3D Y/C Digital Comb
  - PinP\*
  - User Logo Projection
  - Remote Mouse Control
  - Closed Caption
  - 10W Speaker
  - Motorized Lens Shift
  - Password Lock
  - Instant Shutdown
  - Center Lens
  - Long-life Lamp
  - Low Standby Power
  - Top / Side Loading Lamp
  - LAN (RJ-45)
  - DVI
  - HDMI
  - Low Fan Noise
- : Picture Performance   
 ■ : Presentation   
 ■ : User Friendly   
 \*Only XD3200U.

### Input and Output Terminals



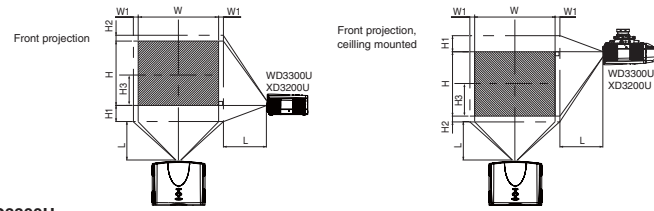
- 1 HDMI terminal
- 2 DVI-D (HDCP) terminal (DVI-D 24-pin)
- 3 Computer / Component Video IN-1 terminal
- 4 Audio IN-1 terminal (Mini jack)
- 5 Audio DVI-D terminal (Mini jack)
- 6 Video IN / Audio IN terminal
- 7 DC OUT [5V 1.5A (Max)]
- 8 LAN(RJ-45) terminal
- 9 Computer / Component Video IN-2 terminals
- 10 Monitor OUT terminal (Mini D-SUB 15-pin)
- 11 Audio OUT terminal (Mini jack)
- 12 Audio IN-2 terminal (Mini jack)
- 13 USB (Computer) terminal
- 14 Remote IN / OUT
- 15 Serial terminal (D-SUB 9-pin)

Specifications	
Model	WD3300U      XD3200U
Display Technology	0.65" 1-Chip DMD      0.7" 1-Chip DMD
Resolution	1280x800 (Total 1,024,000 pixels)      1024x768 (Total 786,432 pixels)
Brightness	4000lm      4500lm
Contrast	2300 : 1 (on / off)      2500 : 1 (on / off)
Picture Size	40" ~ 300"
Projection lens	f=24.5-33.1mm, F=2.0-2.4
Offset axis	10 : -1      10 : 0
Throw Ratio	1.7 ~ 2.4
Source Lamp*	264W (Shut-off Time 4000hr) with Low Mode 330W (Shut-off Time 2000hr) with Standard Mode
Computer Compatibility	640x400 ~ 1600x1200 True: 1280x800, Sync on Green available      640x480 ~ 1600x1200 True: 1024x768, Sync on Green available
Video Compatibility	NTSC / NTSC4.43 / PAL (including PAL-M, N) / SECAM / PAL-60, Component Video: 480i/p (525i/p), 576i/p (625i/p), 720p (750p 50/60Hz), 1080i (1125i 50/60Hz), 1080p (1125p 50/60Hz), SCART (RGB+1V sync)
Pc Input Terminals	mini D-sub 15pinx1, 5 BNCx1, DVI-D (with HDCP)x1 Audio: stereo mini jack(ø3.5mm)x3
Video Input Terminals	Video: HDMI(ver.1.2)x1, RCAx1 or BNCx1, S-Video(4pin)x1 or S-Video Y/C(BNC) Audio: RCA (L, R)x2
Output Terminals	RGB: mini D-sub 15pinx1, DC Out: 5V 1.5A (MAX) Audio: stereo mini jack (ø3.5mm)x1
Communication Terminals	LAN (RJ-45)x1, RS-232C-D-sub 9pinx1, USBx1 (Mouse control), Wired remote in: stereo mini jack (ø3.5mm)x1    Wired remote out: stereo mini jack (ø3.5mm)x1
Audio Speaker	10W mono
Fan Noise	26dBA (Lamp Low Mode)
Dimensions(WxHxD)	450x187x373mm/17.7x7.4x14.7 in (excluding terminal cover)
Weight	10.3kg /22.7lbs (excluding detachable terminal cover)
Power Supply	AC100 - 240V, 50/60Hz
Optional Accessories	Lamp: VLT-XD3200LP Lens: OL-XD2000SZ, OL-XD2000LZ, OL-XD2000TZ, OL-XD2000FR
Warranty	3-Years Parts/Labor, 3-Years Express Replacement Assistance, 1-Year or 500 hours lamp warranty (whichever comes first)

\* Compliance with ISO21118-2005  
 All brand names and product names are trademarks, registered trademarks or trade names of their respective holders  
 \* Lamp life specification is an estimate based on information provided by the lamp manufacturer and is not the duration of the warranty. Lamp will shut-off automatically when usage reaches the specified estimated maximum lamp hours.

### Screen Size and Projection Distance / Optional Lenses

Refer to the following table to determine the screen size.



A wide variety of optional lenses is available to suit any operating or user requirement.



#### WD3300U

Screen size (WXGA 16:10)			Default height projected image (H)		Distance from screen (L)				Movable V position from Default position				Movable H position from Default position				
Diagonal Size	Width		Height		Max. Zoom		Min. Zoom		Down		Up		Left		Right		
	inch	cm	inch	cm	inch	cm	inch	m	inch	m	inch	cm	inch	cm	inch	cm	
40	102	34	86	21	54	2	6	58	1.5	80	2.0	12	-0~+2	30	-0~+6	3	-0~+9
60	152	51	129	32	81	3	9	88	2.2	121	3.1	18	-0~+3	46	-0~+9	5	-0~+13
80	203	68	172	42	108	5	12	118	3.0	162	4.1	24	-0~+4	61	-0~+11	7	-0~+17
100	254	85	215	53	135	6	15	148	3.8	203	5.2	30	-0~+6	76	-0~+14	9	-0~+22
150	381	127	323	79	202	9	22	224	5.7	306	7.8	45	-0~+8	114	-0~+21	13	-0~+33
200	508	170	431	106	269	11	29	299	7.6	408	10.4	60	-0~+11	152	-0~+28	17	-0~+44
250	635	212	538	132	337	14	36	375	9.5	-	-	75	-0~+14	191	-0~+36	21	-0~+55
300	762	254	646	159	404	17	44	450	11.4	-	-	90	-0~+17	229	-0~+43	26	-0~+65

#### XD3200U

Screen size (XGA 4:3)			Default height projected image (H)		Distance from screen (L)				Movable V position from Default position				Movable H position from Default position				
Diagonal size	Width		Height		Max. Zoom		Min. Zoom		Down		Up		Left		Right		
	inch	cm	inch	cm	inch	cm	inch	m	inch	m	inch	cm	inch	cm	inch	cm	
40	102	32	81	24	61	0	0	54	1.4	74	1.9	12	-0~+2	30	-0~+6	3	-0~+8
60	152	48	122	36	91	0	0	82	2.1	112	2.8	18	-0~+3	46	-0~+9	5	-0~+12
80	203	64	163	48	122	0	0	110	2.8	150	3.8	24	-0~+4	61	-0~+11	6	-0~+16
100	254	80	203	60	152	0	0	138	3.5	189	4.8	30	-0~+6	76	-0~+14	8	-0~+20
150	381	120	305	90	229	0	0	208	5.3	284	7.2	45	-0~+8	114	-0~+21	12	-0~+30
200	508	160	406	120	305	0	0	279	7.1	380	9.7	60	-0~+11	152	-0~+28	16	-0~+41
250	635	200	508	150	381	0	0	349	8.9	-	-	75	-0~+14	191	-0~+36	20	-0~+51
300	762	240	610	180	457	0	0	419	10.6	-	-	90	-0~+17	229	-0~+43	24	-0~+61

#### WD3300U + Optional Lenses

Screen size (WXGA 16:10)			Default height projected image (H)		Distance from screen (L)				Distance from screen (L)				Default height projected image (H)		Distance from screen (L)								
Diagonal Size	Width	Height	OL-XD2000SZ		OL-XD2000LZ		OL-XD2000TZ		OL-XD2000TZ		OL-XD2000TZ		OL-XD2000FR		OL-XD2000FR								
			Max. Zoom	Min. Zoom	Max. Zoom	Min. Zoom	Max. Zoom	Min. Zoom	Max. Zoom	Min. Zoom	Max. Zoom	Min. Zoom	Max. Zoom	Min. Zoom	Max. Zoom								
40	102	34	86	21	54	2	6	44	1.1	62	1.6	-	-	95	2.4	-	159	4.0	11	27	27	0.7	
60	152	51	129	32	81	3	9	68	1.7	94	2.4	113	2.9	145	3.7	147	3.7	241	6.1	16	40	41	1.0
80	203	68	172	42	108	5	12	92	2.3	127	3.2	153	3.9	196	5.0	197	5.0	323	8.2	21	54	55	1.4
100	254	85	215	53	135	6	15	116	3.0	160	4.1	193	4.9	246	6.2	248	6.3	406	10.3	26	67	69	1.8
150	381	127	323	79	202	9	22	176	4.5	241	6.1	294	7.5	371	9.4	374	9.5	611	15.5	40	101	104	2.6
200	508	170	431	106	269	11	29	236	6.0	323	8.2	394	10.0	497	12.6	500	12.7	816	20.7	-	-	-	-
250	635	212	538	132	337	14	36	296	7.5	-	-	494	12.5	623	15.8	627	15.9	1,021	25.9	-	-	-	-
300	762	254	646	159	404	17	44	356	9.0	-	-	594	15.1	748	19.0	753	19.1	1,227	31.2	-	-	-	-


#### XD3200U + Optional Lenses

Screen size (XGA 4:3)			Default height projected image (H)		Distance from screen (L)				Distance from screen (L)				Default height projected image (H)		Distance from screen (L)								
Diagonal Size	Width	Height	OL-XD2000SZ		OL-XD2000LZ		OL-XD2000TZ		OL-XD2000TZ		OL-XD2000TZ		OL-XD2000FR		OL-XD2000FR								
			Max. Zoom	Min. Zoom	Max. Zoom	Min. Zoom	Max. Zoom	Min. Zoom	Max. Zoom	Min. Zoom	Max. Zoom	Min. Zoom	Max. Zoom	Min. Zoom	Max. Zoom								
40	102	32	81	24	61	0	0	41	1.0	57	1.5	-	-	88	2.2	-	148	3.8	12	30	25	0.6	
60	152	48	122	36	91	0	0	63	1.6	86	2.2	105	2.7	135	3.4	136	3.5	224	5.7	18	46	38	1.0
80	203	64	163	48	122	0	0	86	2.2	118	3.0	142	3.6	182	4.6	183	4.7	301	7.6	24	61	51	1.3
100	254	80	203	60	152	0	0	108	2.7	148	3.8	180	4.6	228	5.8	230	5.8	377	9.6	30	76	64	1.6
150	381	120	305	90	229	0	0	164	4.2	224	5.7	273	6.9	345	8.8	348	8.8	568	14.4	45	114	97	2.5
200	508	160	406	120	305	0	0	219	5.6	300	7.6	366	9.3	462	11.7	465	11.8	759	19.3	-	-	-	-
250	635	200	508	150	381	0	0	275	7.0	-	-	459	11.7	579	14.7	583	14.8	951	24.1	-	-	-	-
300	762	240	610	180	457	0	0	331	8.4	-	-	553	14.0	696	17.7	701	17.8	1,142	29.0	-	-	-	-

The above figures are approximate and may be slightly different from the actual measurements. Lens shifting is not available for the OL-XD2000FR (horizontal and vertical are set at 1:1). The lens movable range shows distances from the factory default position.



**MITSUBISHI DIGITAL ELECTRONICS AMERICA, INC.**  
 Presentation Products Division  
 Phone: 888.307.0349  
 www.mitsubishi-presentations.com



**MITSUBISHI ELECTRIC SALES CANADA, INC.**  
 Display & Imaging Solutions Division  
 Phone: 905.475.7728  
 www.mitsubishielectric.ca

# The WD3300U and XD3200U Comfort Redefined

Large-screen reproduction of high-quality images. Breathtaking and powerful. But image quality is not the only improvement to our large-screen projectors. Mitsubishi Electric's new projectors are designed for easy installation and maintenance, superior operability and a comfortable viewing experience. Welcome to the future of high-lumen projectors.

WD3300U

4000  
lm

WXGA

XD3200U

4500  
lm

XGA



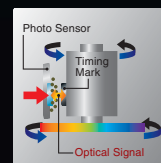
## Operation simplified with Mitsubishi Electric's user-friendly design

### Low Maintenance & High Durability

#### New Color Wheel System

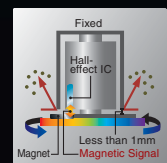
Dust would easily accumulate on the color wheel sensors of previous models. However, the sensor is now mounted in the rotary shaft motor casing, which is almost fully enclosed, making it much more resistant to dust.

#### Previous color wheel



Dust would accumulate on the sensor and thick part of the timing mark, blocking the light path when using the light signal method. This dust build-up interferes with the color distinction process, causing poor color alignment.

#### New color wheel



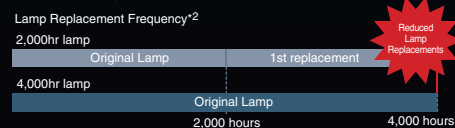
The base spins together with the color wheel. The wind pressure created by the centrifugal force keeps dust from entering through the gap (less than 1mm or 1/25in). The magnet is embedded in the base, so there is no protruding part for dust to accumulate on. Since a magnetic signal method is used, the signal passes through any dust without the problem of color distortion.

#### Filter free

DLP™ projectors are virtually airtight, therefore an intake filter isn't needed, eliminating the need for filter changing and ultimately lowering overall cost.

#### Long 4000hr Lamp Life

The WD3300U/XD3200U has a lamp temperature controlling system that enables an estimated lamp life of up to 4000hours.\*1 Long-life lamps make dramatic reductions in overall cost of ownership by reducing the frequency of lamp replacement.



(\*1) When lamp is used in "Low" mode. Maximum life in "Standard" mode is 2000hr.  
(\*2) Lamp life refers to the average time required for brightness to be reduced by half, and not the time specified in the warranty. Usage time may vary widely according to the environment and conditions, and whether or not cleaning and other maintenance procedures are followed.

#### Side Access Lamp & Center Lens Designs

The lamp can be accessed from the side of the projector, simplifying the replacement process, as the projector does not have to be turned around when sitting on a shelf or turned over when suspended from the ceiling. The center-set lens design makes set-up easy since the projector lens need only be aligned with the center of the screen.

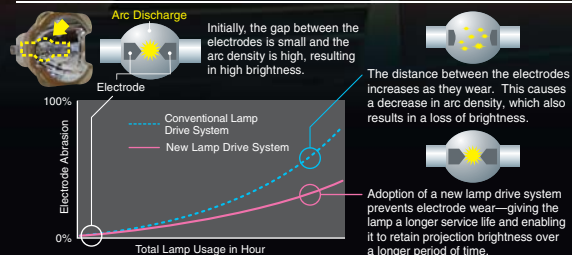


#### Quick Lens Change

The top cover has a removable section around the lens. This advanced feature enables the lens to be changed without removing the entire top cover.



#### New Lamp Drive System




Up until now, the electrodes in the lamp deteriorated quicker when using the projector for extended periods of time, resulting in a loss of brightness. These projectors incorporate an optical design that optimizes lamp operation to realize a lamp drive that makes it possible to stabilize the shape of the electrode during long-term use. As a result, the maximum lamp service life is obtained for every projection mode and loss in projection brightness is extended over a longer period of time.

### User Friendly

#### Ultra - quiet 26dBA Operation

The fan noise from a projector can be annoying during a presentation or videoconference—but with the adoption of a hermetically sealed color wheel and improved air duct path, that's a thing of the past.

The WD3300U and XD3200U have a significantly low fan noise of only 26dBA (lamp in Low mode). As a result, audiences can enjoy presentations and conferences without the distraction of projector noise.



The air duct flow design has been improved so that fan noise doesn't interfere with the intake-air flow. Additionally, fan noise is blocked from direct exit, resulting in a significant reduction in operation noise.

#### User Logo Projection

A user-created image (logo, picture, etc.) can be loaded into the projector and used as the start-up image or the stand-by screen.

#### Environmentally Friendly

In order to lessen our impact on natural resources, we have engineered specific eco-friendly features including:

- **Low Standby Power**  
When in Standby mode, the projector consumes less than 1Watt\* of power
- **Recycled Paper**  
The carton, and all paper materials within are made from recycled paper
- **Eco-friendly design**  
The use of lead-free solder further minimizes impact on the environment



\* Less than 2W in Normal mode (network turned on).

## Stunning Beautiful Colors & High-quality Design

### Brilliant Color™ and Mitsubishi Electric Engineering Yield Superior Color Performance

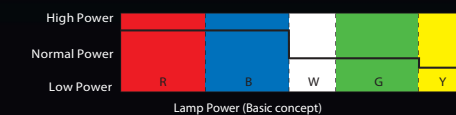
Brilliant Color™, one of the latest innovations from Texas Instruments, produces amazingly rich and vibrant colors. We developed a 5-segment color wheel (R, G, B, W and Y), and by combining it with Brilliant Color™ and selective lamp-powered modulation techniques—the WD3300U and XD3200U intelligently reproduce colors that improve the intensity and vibrancy across the entire screen.



- **Lamp Power Modulation**  
**Presentation Mode (for high brightness)**  
Light intensity increases for the white and yellow segments of the color wheel, giving greater emphasis to bright colors in more vivid tones.



- **Auto Mode (for color reproduction)**  
Light intensity increases for the RGB segment on the color wheel, ensuring ample brightness while screening brilliant colors.



#### Super - bright 4500lm

The XD3200U delivers super - bright 4500lm images. It's the ideal brightness for giving presentations in large meeting rooms and conference halls.



#### Precise Gradation Reproduction

- Well-established DDP3020 DLP™ data processor
- High-speed LVDS (low-voltage differential signal)
- 10-bit I/P conversion circuit eliminate jaggies

#### Additional useful functions

- **Motor-driven Lens Shift\* & High Contrast of 2500:1\*\***  
\* Function adjusts image in four directions (up/down/left/right) without touching the projector.  
\*\* XD3200U only. WD3300U contrast is 2300 : 1.
- **LAN Control**  
Connect a computer with ProjectorView™ installed to a LAN for wired operation and monitoring of several different projectors.